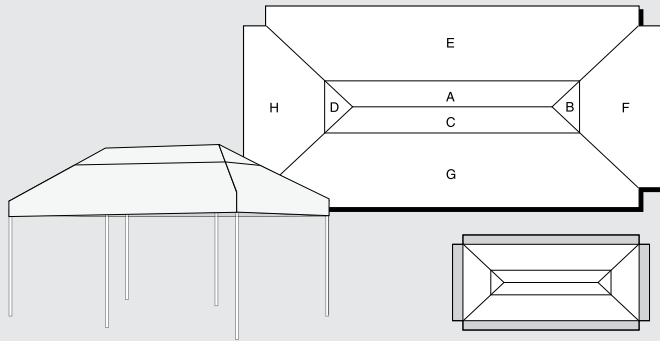




10'x 20' CUSTOM TOP



Item Number

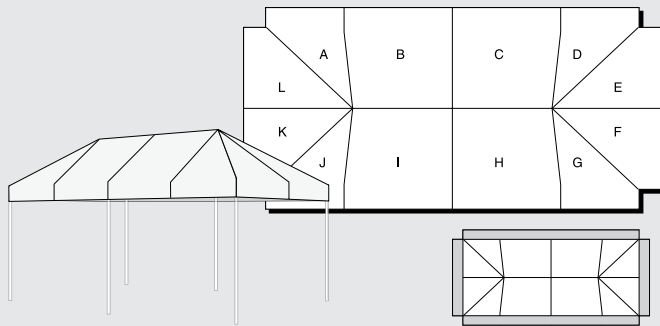
EC2THP20CU

(Eclipse™ II, 10x20 Custom Top - 18 lbs.)

EC2VL20CU

(optional valance)

10'x 20' CLASSIC TOP



EC2TCL20CU

(Eclipse™ II, 10x20 Custom Classic Top - 18 lbs.)

EC2VL20CU

(optional valance)

EC2TCL20BL

(Eclipse™ II, 10x20 Classic Top, Blue - 18 lbs.)

EC2TCL20RD

(Eclipse™ II, 10x20 Classic Top, Red - 18 lbs.)

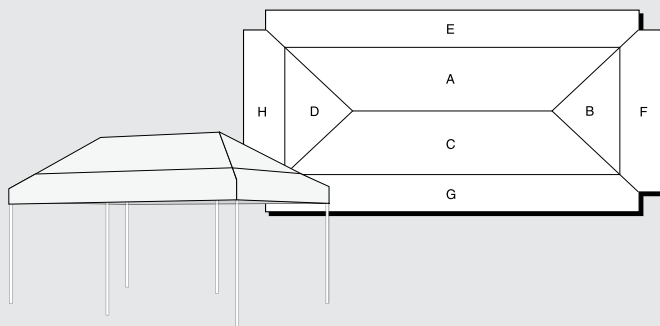
EC2TCL20WH

(Eclipse™ II, 10x20 Classic Top, White - 18 lbs.)

EC2TCL20BK

(Eclipse™ II, 10x20 Classic Top, Black - 18 lbs.)

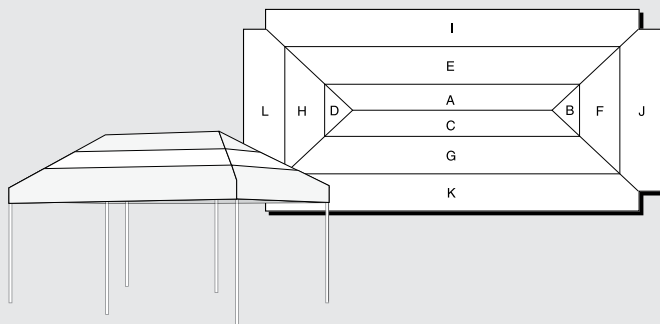
10'x 20' EXTENDED VALANCE TOP



EC2TEV20CU

(Eclipse™ II, 10x20 Custom Extended Valance Top - 18 lbs.)

10'x 20' 3-PANEL TOP



EC2T3P20CU

(Eclipse™ II, 10x20 Custom 3-Panel Top - 18 lbs.)

EC2T3P20BW

(Eclipse™ II, 10x20 3-Panel Top, Blue / White / Blue - 18 lbs.)

EC2T3P20GW

(Eclipse™ II, 10x20 3-Panel Top, Green / White / Green - 18 lbs.)

EC2T3P20RW

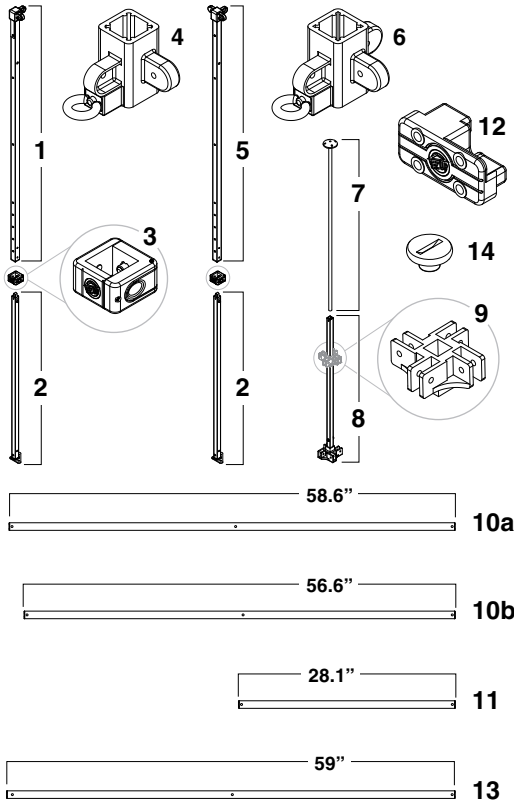
(Eclipse™ II, 10x20 3-Panel Top, Red / White / Red - 18 lbs.)

EC2T3P20YW

(Eclipse™ II, 10x20 3-Panel Top, Yellow / White / Yellow - 18 lbs.)



EC2HSF1020W - High Strength Steel

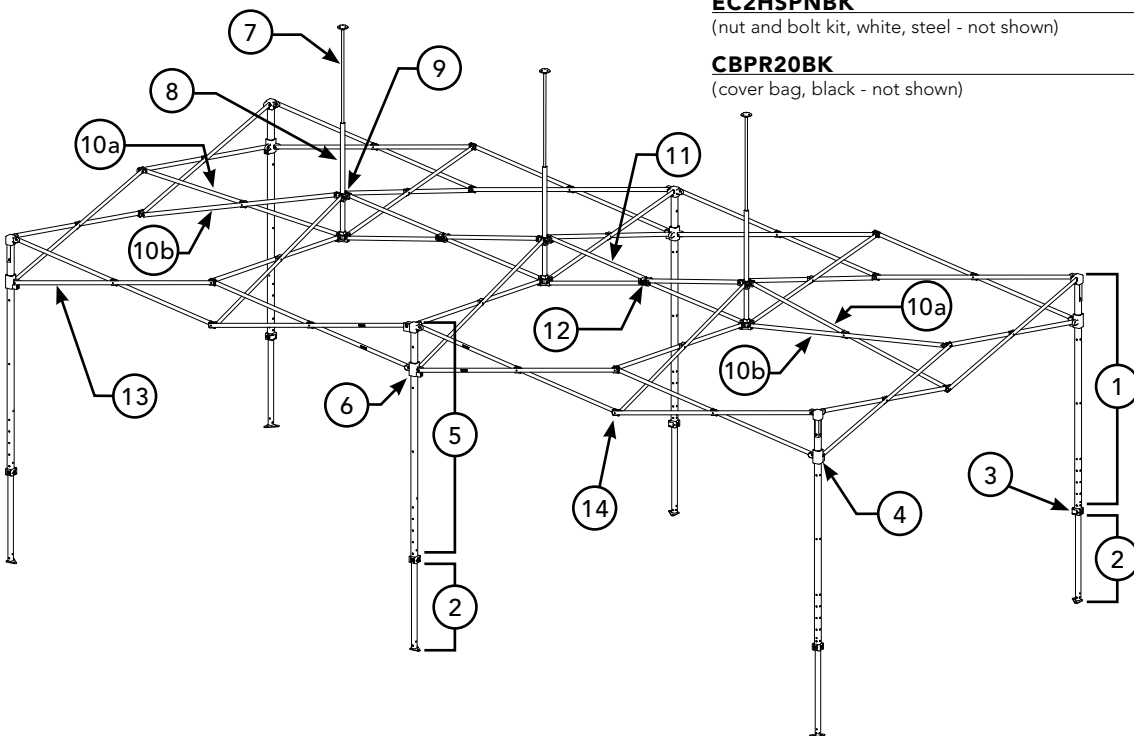


Item Number

EC2HSF1020W

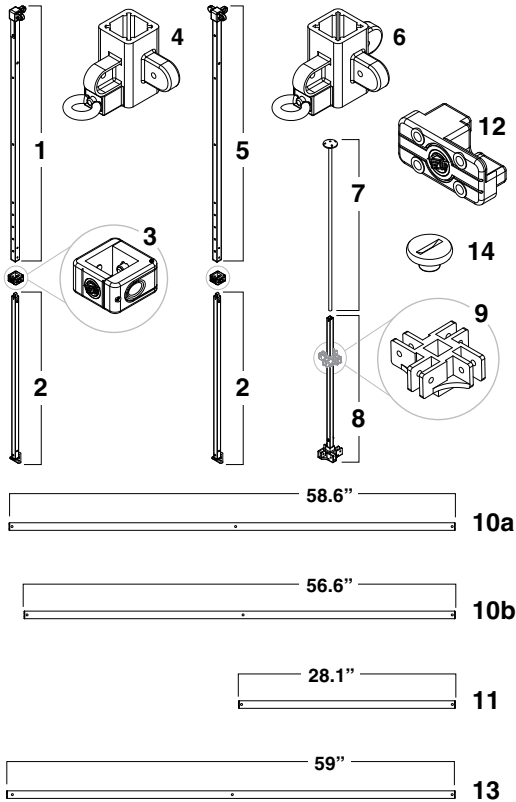
(Eclipse™ II, 10x20 High Strength Steel frame - 111 lbs.)

- (1) - **EC2HSPOL62TGW**
(outer leg, white, steel)
 - (2) - **EC2HSPIL40TW**
(inner leg, white, steel)
 - (3) - **EC2HSPTGW**
(toggle, white)
 - (4) - **EC2HSPSLPPW**
(slider, pull-pin, white)
 - (5) - **EC2HSPML62TGW**
(middle leg, white, steel)
 - (6) - **EC2HSPMSLPPW**
(middle slider, pull-pin, white)
 - (7) - **EC2HSPPPW**
(peak pole, white)
 - (8) - **EC2HSPPBW**
(peak beam, white)
 - (9) - **EC2HSPPSW**
(peak slider, white)
 - (10a) - **EC2HSPTR2239W**
(peak truss, steel - 58")
 - (10b) - **EC2HSPTR2238W**
(peak truss, steel - 56")
 - (11) - **EC2HSPTR2263W**
(middle truss, steel - 28")
 - (12) - **EC2HSPPB20W**
(pivot bracket, white)
 - (13) - **EC2HSPTR2240W**
(outer truss, steel - 59")
 - (14) - **EC2PTAN2303**
(top attachment nut)
- EC2HSPNBK**
(nut and bolt kit, white, steel - not shown)
- CBPR20BK**
(cover bag, black - not shown)





EC2ALF1020C - Aircraft Aluminum

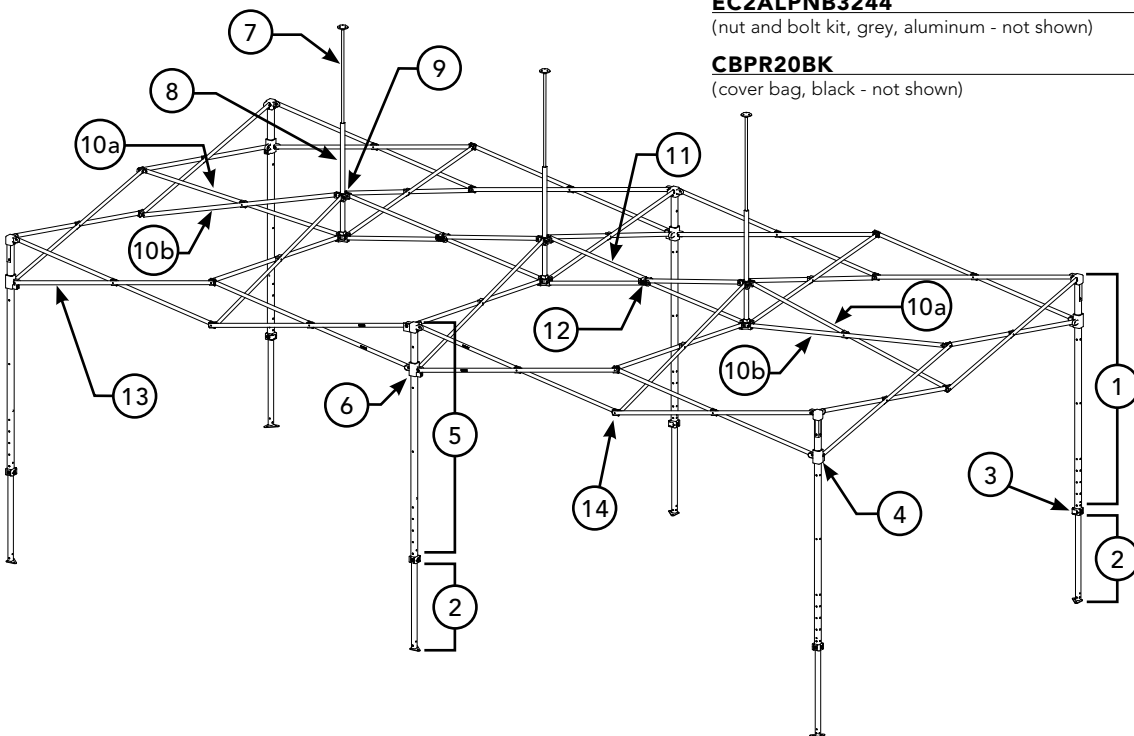


Item Number

EC2ALF1020C

(Eclipse™ II, 10x20 Aircraft Aluminum frame - 92 lbs.)

- (1) - **EC2ALPOL62TGC**
(outer leg, aluminum)
 - (2) - **EC2ALPIL40TC**
(inner leg, aluminum)
 - (3) - **EC2ALPTGG**
(toggle, grey)
 - (4) - **EC2ALPSLPPG**
(slider, pull-pin, grey)
 - (5) - **EC2ALPML62TGC**
(middle leg, aluminum)
 - (6) - **EC2ALPMSLPPG**
(middle slider, pull-pin, grey)
 - (7) - **EC2ALPPP**
(peak pole, grey)
 - (8) - **EC2ALPPBC**
(peak beam, aluminum)
 - (9) - **EC2ALPPSG**
(peak slider, grey)
 - (10a) - **EC2ALPTR2406CL**
(peak truss, aluminum - 58")
 - (10b) - **EC2ALPTR2407CL**
(peak truss, aluminum - 56")
 - (11) - **EC2ALPTR2983CL**
(middle truss, aluminum - 28")
 - (12) - **EC2ALPPB20G**
(pivot bracket, grey)
 - (13) - **EC2ALPTR2405CL**
(outer truss, aluminum - 59")
 - (14) - **EC2PTAN2303**
(top attachment nut)
- EC2ALPNB3244**
(nut and bolt kit, grey, aluminum - not shown)
- CBPR20BK**
(cover bag, black - not shown)





FABRIC FACTS

Professional Grade Fabric

- 500 Denier Polyester
- Mildew Resistant
- Water Resistant
- UV Resistant
- SPF Rated 97-99
- Fire Resistant / CPAI-84

FABRIC COLORS

Professional Grade Fabric Color Options (22)

- Black
- White
- Silver
- Gold
- Beige
- Bone
- Brown
- Burgundy
- Orange
- Yellow
- Red
- Pink
- Navy
- Royal Blue
- Powder Blue
- Turquoise
- Grape
- Kelly Green
- Forest Green
- Spring Camouflage
- Lilac
- Fuchsia

FRAME FACTS

High Strength Steel Frame

- Heavy-Duty, White Powder Coated Steel
- Rust Resistant
- Patented, One-Piece Instant Frame
- Pull Pin Auto-Slider®
- Metal Footpad with Recessed Weld
- 5 Year Warranty

Aircraft Aluminum Frame

- Reinforced, Aircraft Grade Aluminum
- 25% Lighter than High Strength Steel
- Double Braced Aluminum Truss
- Rust Free
- Patented, One-Piece Instant Frame
- Pull Pin Auto-Slider®
- Metal Footpad with Recessed Weld
- 5 Year Warranty

CONTACT & ORDERING

Call to Order:

800-625-6452

M - F (8:00 am - 4:30 pm P.S.T.)

International E-Z UP, Inc.

1601 Iowa Avenue, Riverside, California 92507 USA.

(951) 781-0843 • Fax (951) 781-0586 • www.ezup.com